



**HADDONSTONE**

Fine garden ornaments  
and architectural stonework

# GARDEN & LANDSCAPE FOUNTAINS - CENTREPIECE

**General Note:** Simple precautions should be taken to avoid frost damage to fountains. Water should be drained off before winter every year and not replaced until spring when any risk of hard frost has passed.

## Single Dolphin Fountain HC171

Height: 740mm (29 1/8")  
Weight: 25kg (55 lb)

Recommended Pump: X210



## Large Dolphin Fountain C172

The dolphin is considered the king of the fish. In classical ornament the dolphin often appears as an attribute of Neptune, the Roman god of the sea. This piece was inspired by early XVI century Italianate designs. For pedestal see S310S string on page 148.

Height: 905mm (35 1/2")  
Length overall: 700mm (27 1/2")  
Width overall: 670mm (26 1/2")  
Weight: 94kg (207 lb)

Recommended pump: X220



## Lion Fountain C300 Fountain Base C305

The lion sejanant shown as a fountain with water spouting from its mouth. It is mounted on a waisted octagonal base. Also available as a finial, see page 80.

Width at lion base: 280mm (11")  
Width at base: 355mm (14")  
Height of lion: 610mm (24")  
Height of base: 280mm (11")  
Weight of lion: 36kg (79 lb)  
Weight of base: 31kg (68 lb)

Recommended pump: X210

## Water Nymph HC390

This charming design features a water nymph in a classical pose. The fountain can be positioned either adjacent to a pool or used as a centrepiece. Can be supported on an A240 Plinth, see page 44. A complementary design to Haddonstone's Seasons statues (see page 77).

Height: 1005mm (39 1/2")  
Base diameter: 435mm (17 1/8")  
Weight: 135kg (297 lb)

Recommended Pump: X210



## West Lodge Fountain HC780

Replicated for the West Lodge Park Hotel in Hertfordshire, this elegant fountain is ideal for use as a centrepiece in a small pool. One of the latest additions to the Haddonstone Collection. For Urn see page 27.

Height: 527mm (20 3/4")  
Width overall: 660mm (26")  
Width at base: 273mm (10 3/4")  
Weight: 74kg (163 lb)

Recommended pump: X210



# GARDEN & LANDSCAPE FOUNTAINS - CENTREPIECE

## Neapolitan Fountain C3700

A centrepiece fountain featuring a Boy-holding-dolphin centrepiece, the dolphin's mouth being the fountain head. Supported by an ornate base, the fountain bowl is the shape of a round shell.

Width of shell: 955mm (37<sup>5</sup>/<sub>8</sub>"")  
 Height of shell: 255mm (10")  
 Width of base: 495mm (19<sup>1</sup>/<sub>2</sub>"")  
 Overall height: 1395mm (55")  
 Weight: 210kg (463 lb)

Recommended pump: X220

TS Tech Sheet No. F30



### Boy-holding-dolphin Centrepiece C370A

Height: 510mm (20")  
 Width at base: 180mm (7")  
 Weight: 15kg (33 lb)

Recommended pump: X201

**General Note:** Simple precautions should be taken to avoid frost damage to fountains. Water should be drained off before winter every year and not replaced until spring when any risk of hard frost has passed.



### Small Neapolitan Fountain C3750

This charming small fountain features an ornate shell bowl with a naturalistic bud fountain head. Ideal for use as a centrepiece in a small pool.

Width of shell: 460mm (18")  
 Width of base: 250mm (9<sup>7</sup>/<sub>8</sub>"")  
 Overall height: 655mm (25<sup>3</sup>/<sub>4</sub>"")  
 Weight: 36kg (79 lb)

Recommended pump: X201  
 Optional Pump Housing: HC360I

TS Tech Sheet No. F53



### Neapolitan Small Double Fountain C3650

Formed by two ornate shell bowls and pedestals with a naturalistic bud fountain head, this fountain is ideal as a centrepiece for the Small Pool.

Upper shell width: 460mm (18")  
 Lower shell width: 680mm (26<sup>3</sup>/<sub>4</sub>"")  
 Width of base: 325mm (12<sup>3</sup>/<sub>4</sub>"")  
 Overall height: 1175mm (46<sup>1</sup>/<sub>4</sub>"")  
 Weight: 99kg (218 lb)

Recommended pump: X210  
 Optional Pump Housing: HC360H

TS Tech Sheet No. F52



### Neapolitan Large Double Fountain C3550

A large double fountain with ornate shell bowls and pedestals supporting an entwined triple-dolphin centrepiece. Suitable for a Medium Pool.

Upper shell width: 680mm (26<sup>3</sup>/<sub>4</sub>"")  
 Lower shell width: 955mm (37<sup>5</sup>/<sub>8</sub>"")  
 Base width: 495mm (19<sup>1</sup>/<sub>2</sub>"")  
 Overall height: 1705mm (67<sup>1</sup>/<sub>8</sub>"")  
 Weight: 262kg (578 lb)

(Registered Design No. 2030926)

Recommended pump: X230

TS Tech Sheet No. F51





## Eton College Fountain C3600

The original for this exquisite triple fountain stood in the Cloister Court of Eton College, Windsor. The badly eroded original has now been replaced by a Haddonstone replica to restore this feature to its former glory.

The fountain comprises ornate pedestals supporting three decorative shell bowls surmounted by a naturalistic bud.

Upper shell width: 460mm (18")  
Middle shell width: 680mm (26¾")  
Lower shell width: 955mm (37⅝")  
Base width: 495mm (19½")  
Overall height: 1860mm (73¼")  
Weight: 269kg (593 lb)

Recommended pump: X230

TS Tech Sheet No. F50



## GARDEN & LANDSCAPE FOUNTAINS - CENTREPIECE

### Triple Lotus Bowl Fountain HC3500

Launched at the 1997 Chelsea Flower Show, each bowl of this powerful triple-tiered fountain is supported by fluted pedestals featuring stylised Ionic capitals with the top bowl surmounted by a naturalistic bud. This original design by Haddonstone is based around the standard Lotus Bowl. Ideal for use as a centrepiece to Haddonstone's L, XL and XXL pool surrounds, see page 99.

Upper bowl diameter: 800mm (31½") Width of base: 500mm (19¾")  
Middle bowl diameter: 1200mm (47¼") Overall Height: 2777mm (109⅝")  
Lower bowl diameter: 1830mm (72") Weight: 1300kg (2863 lb)

(Registered Design No. 2059936) Recommended pump: X240

Please note: Lower bowl will require mechanical lifting on site in all instances.

TS Tech Sheet No. F70 & F71



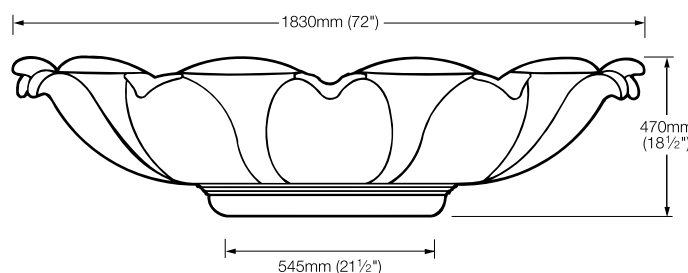
### Lotus Bowl HC350 on Pedestal HD2900 or HD2901

The Lotus Bowl makes a spectacular fountain. It may be combined with three dolphins as its centrepiece and mounted on a Doric pedestal (HD2900 or HD2901). (For Triple Dolphin Fountain C1700 and Pedestal C180, see page 96.)

HC350 Weight: 690kg (1520 lb)  
HD2900 Height: 1084mm (42¾")  
HD2900 Weight: 181kg (399 lb)  
HD2901 Height: 1190mm (46⅞")  
HD2901 Weight: 194kg (427 lb)

TS Tech Sheet No. F20 & F21

Please note: will require mechanical lifting on site in all instances.



### Double Lotus Fountain HC3510

Incorporating the top tiers of the Triple Lotus Fountain, this design was launched at the 1998 Chelsea Flower Show.

Diameter of upper bowl: 800mm (31½")  
Diameter of lower bowl: 1200mm (47¼")  
Width of base: 334mm (13⅜")  
Overall height: 1692mm (66⅝")  
Weight: 367kg (808 lb)

Recommended pump: X230

TS Tech Sheet No. F72



## Quadruple Lotus Bowl Fountain HC358

This imposing four-tiered fountain is supported by fluted pedestals featuring stylised Ionic capitals to the three upper bowls with the top bowl surmounted by a naturalistic bud. This original design by Haddonstone is based around the standard Triple Lotus Fountain. Shown in XXL Pool Surround. Bottom shell supplied in three segments.

Upper bowl diameter: 800mm (31½")  
Second bowl diameter: 1200mm (47¼")  
Third bowl diameter: 1830mm (72")  
Bottom bowl diameter: 3660mm (144")  
Width of base: 850mm (33½")  
Overall height: 4470mm (176")  
Weight: 6588kg (14511 lb)

Pump to be supplied by others. Please note: will require mechanical lifting in all instances.





## GARDEN & LANDSCAPE FOUNTAINS - CENTREPIECE

### Fontainebleau Fountain C230

For details see Fontainebleau Urn A300 on page 33. Shown on a B360 Large Winslow Pedestal, see page 60. An inverted S310S string may also be used - see page 148.

Recommended pump: X220

TS Tech Sheet No. F80

**General Note:** Simple precautions should be taken to avoid frost damage to fountains. Water should be drained off before winter every year and not replaced until spring when any risk of hard frost has passed.



### Regency Fountain HC510

Shown with non-standard jet. Supplied with Brass Rose Jet X270, see Romanesque Fountain, page 104.

Width at rim: 510mm (20")  
Width at base: 220mm (8¾")  
Height: 340mm (13½")  
Weight: 36kg (79 lb)  
Recommended pump: X210

### Regency Pedestal HB330 (Illustrated on page 67)

Width at top: 220mm (8¾")  
Width at base: 280mm (11")  
Height: 430mm (17")  
Weight: 42kg (93 lb)



### Eastwell Fountain C200

See also, the Eastwell Urn A260 on page 29. For pedestal see Winslow Pedestal B350 on page 60.

Width at top: 785mm (31")  
Width at base: 350mm (13¾")  
Height: 595mm (23½")  
Weight: 89kg (195 lb)  
Recommended pump: X210



### Figured Fountain C220

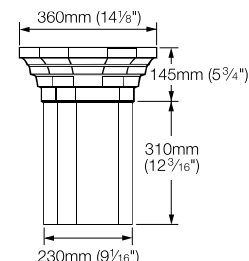
Shown raised on an optional Jacobean Pedestal B150 (see page 62) to create a stunning centrepiece fountain. See also Jacobean Sundial (page 65) and Figured Bird Bath (page 68).

Bowl diameter: 520mm (20½")  
Height: 710mm (28")  
Weight: 73kg (161 lb)  
Recommended pump: X220



### Triple Dolphin Fountain C1700 inc Pedestal C180

Three dolphins set on a pedestal as a fountain centrepiece. See also, Lotus Bowl page 94.



Pedestal C180

Dolphin height: 510mm (20")  
Dolphin weight: 15kg (33 lb)  
Pedestal weight: 35kg (77 lb)

Recommended pump: X220

TS Tech Sheet No. F22



## GARDEN & LANDSCAPE FOUNTAINS - POOL SURROUNDS

Haddonstone pool surrounds are available in numerous combinations of kerb, vase and plinth sections to suit individual requirements. There are six standard sizes: HALF SMALL, SMALL, MEDIUM, LARGE, EXTRA LARGE and EXTRA EXTRA LARGE.

Straight pool components, including corners, are also available:

TS Tech Sheet No. P60 & P50

The vase section, which is in the shape of a conch shell, flanked by two dolphins, is supported by a base decorated with palmettes and scrolls. It can be used as a fountain, a planter, or both.

The kerb section has a continuous moulding enriched with ovolo and palmette designs.

The plinth lends appeal to the overall appearance of the pool, raising it from ground level.

Tech Sheets for pool assembly and recommended plumbing layout drawings are available on request. Plumbing Tech Sheets are:

TS Tech Sheet No. P42 for Half Small Pool

TS Tech Sheet No. P12 & P41 for Small Pool

TS Tech Sheet No. P11 & P12 for M, L, XL & XXL


For details of centrepiece fountains, see pages 91-96.

Glass fibre pool liners are available for the Half Small and Small pools only. Larger pools should be lined with a water-proofed render. Both are shown as typical sections, see page 98. Alternatively butyl liners may be used.

Please note that the use of a shallow liner in a Small or Half Small pool precludes the plumbing of vases. A plinth course is required to allow the use of a shallow liner.

Typical average weights:  
Kerb sections: 31kg (68 lb)  
Vase sections: 40kg (88 lb)  
Kerb plinth: 31kg (68 lb)  
Vase plinth: 50kg (110 lb)

Simple precautions should be taken to avoid frost damage to fountains. Water should be drained off before winter every year and not replaced until spring when any risk of hard frost has passed.



Half-Small Pool Surround C4HSKV illustrated without plinths (internal diameter 1780mm, 70") showing Lion Wall Fountain

TS Tech Sheet No. P40



## PUMPS AND PLUMBING

### Pool surrounds

Pumps and plumbing extra  
– see price list.

### Centrepiece and wall fountains, excluding Haddonstone Wall Fountain

Plumbing included. Pumps extra  
– see price list.

### Self-circulating fountains, including Haddonstone Wall Fountain

Pumps and plumbing included.

### Please note:

Haddonstone's plumbing kits do not necessarily produce the effects shown in the catalogue. Details of standard and special effect fountain jets are available on request.

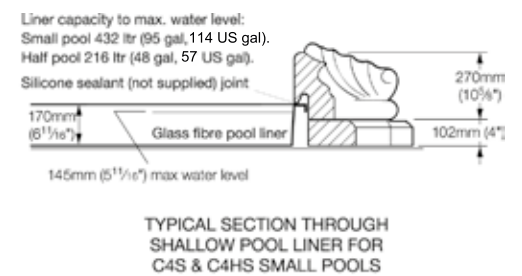
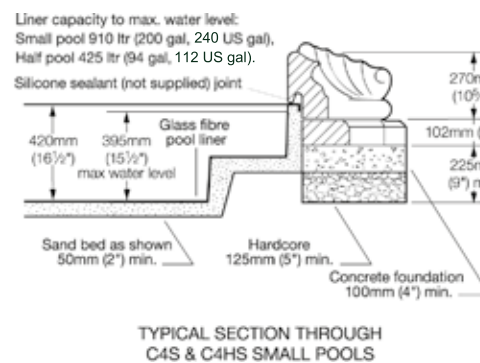
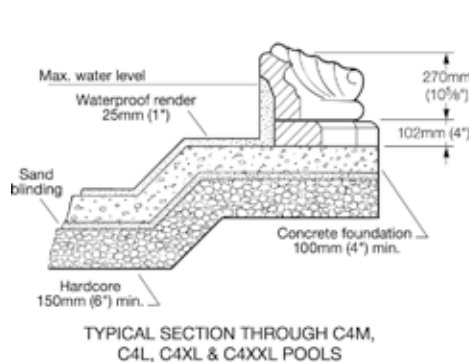
Small Pool Surround C4SKVP  
(internal diameter 1780mm, 70")  
showing Regency Fountain and  
Pedestal. For standard fountain jet,  
see page 101.

TS Tech Sheet No. P40



Medium Pool Surround C4MKVP (internal diameter 2705mm, 106½") showing Neapolitan Fountain

TS Tech Sheet No. P30 & P50





# GARDEN & LANDSCAPE FOUNTAINS - POOL SURROUNDS

Large Pool Surround C4LKVP  
(internal diameter 3660mm, 144")  
showing Figured Fountain and  
Jacobean Pedestal with special  
effect fountain jet

TS Tech Sheet No. P20 & P50



Barton Grange Garden Centre, Lancashire

Extra Large Pool Surround C4XLKP illustrated without vases  
(internal diameter 5450mm, 214½") showing Triple Lotus Bowl Fountain

TS Tech Sheet No. P10 & P50



Contractor: The Company of Landscapers

Extra Extra Large Pool Surround C4XXLKP illustrated without vases  
(internal diameter 7500mm, 295") showing Triple Dolphin Fountain and  
Pedestal in Lotus Bowl with special effect fountain jet

TS Tech Sheet No. P80 & P50

POOL TYPE	INSIDE DIAMETER	OUTSIDE DIAMETER KERB *	OUTSIDE DIAMETER KERB PLINTH **	WITH VASE SECTIONS					WITHOUT VASE SECTIONS			POOL LINER AVAILABLE	
				C400 KERB	C420 VASE	C440 KERB PLINTH	C441 HALF PLINTH	C460 VASE PLINTH	WEIGHT	C400 KERB	C440 KERB PLINTH		WEIGHT
C4HS HALF SMALL POOL	1780mm (70")	2100mm (82¾")	2306mm (90¾")	4	2	1	2	2	408kg (900 lb)	5	4	310kg (684 lb)	YES
C4S SMALL POOL	1780mm (70")	2100mm (82¾")	2306mm (90¾")	8	4	4	-	4	817kg (1800 lb)	10	8	620kg (1367 lb)	YES
C4M MEDIUM POOL	2705mm (106½")	3025mm (119¼")	3235mm (127½")	12	6	6	-	6	1078kg (2376 lb)	15	12	809kg (1784 lb)	NO
C4L LARGE POOL	3660mm (144")	3980mm (156¾")	4190mm (165")	16	8	8	-	8	1303kg (2872 lb)	20	16	958kg (2112 lb)	NO
C4XL EXTRA LARGE POOL	5450mm (214½")	5770mm (227¼")	5980mm (235½")	24	12	12	-	12	1968kg (4338 lb)	30	24	1506kg (3320 lb)	NO
C4XXL EXTRA EXTRA LARGE POOL	7500mm (295")	7820mm (308")	8030mm (316")	28	14	14	-	14	2587kg (5703 lb)	35	28	1974kg (4352 lb)	NO

\* EXCLUDES VASES \*\* EXCLUDES VASES AND PLINTHS. REFER TO TECHNICAL SHEETS FOR DETAILS.



## GARDEN & LANDSCAPE FOUNTAINS - POOL SURROUNDS

Detail of a pool showing Haddonstone straight and outside corner pool sections featuring non-standard dolphin fountains. Straight kerb and plinth sections are supplied in 660mm (26") lengths. Inside and outside corners, vases and plinths are also available.

TS Tech Sheet No. P60



Client: London Borough of Kensington and Chelsea

Pool and planting display using standard small and large Haddonstone pool surrounds.



Torus Pool Surround showing West Lodge Fountain.

### Torus Pool Surround **HC485**

A simple bull-nosed pool surround which can be used in conjunction with a Haddonstone standard Pool Liner and paving or flooring. Ideal for contemporary garden designs.

Internal diameter: 1720mm (67<sup>3</sup>/<sub>4</sub>"")  
 External diameter: 2320mm (91<sup>3</sup>/<sub>8</sub>"")  
 Thickness: 50mm (2")  
 Weight (per slab): 25kg (55 lb)  
 Total weight: 200kg (440 lb)





Roman Pool Surround (Small) C470S showing Eastwell Fountain

TS Tech Sheet No. P100, P105 & P110

## Roman Pool Surround

This design extends the range of Haddonstone's pool surrounds. The design features a bold roll moulding and the flat coping forms a low sitting place. Also available are straight and corner stones allowing pools of differing shapes to be made. Glass fibre pool liners are available for the Half Small and Small pools only.

Height: 380mm (15")  
 Internal radius: 900mm (35 1/2")  
 Ext. radius (base): 1080mm (42 1/2")  
 C470S weight: 788kg (1738 lb)  
 C470HS weight: 394kg (869 lb)

ROMAN POOL TYPE	INSIDE DIAMETER (BASE)	OUTSIDE DIAMETER (BASE)	C470 KERB SECTIONS	WEIGHT	POOL LINER AVAILABLE
C470HS HALF SMALL POOL	1800mm (70 7/8")	2160mm (85")	5	394kg (869 lb)	YES
C470S SMALL POOL	1800mm (70 7/8")	2160mm (85")	10	788kg (1738 lb)	YES
C470M MEDIUM POOL	2770mm (109 1/16")	3100mm (122")	15	1095kg (2412 lb)	NO
C470L LARGE POOL	3470mm (136 1/16")	3800mm (149 5/8")	18	1350kg (2974 lb)	NO

### Roman Pool Straight Stone C4706

Height: 380mm (15")  
 Length: 500mm (19 3/4")  
 Weight: 64kg (141 lb)

### Roman Pool Outside Corner Stone C4707

Height: 380mm (15")  
 Length: 250mm (9 3/4")  
 Weight: 45kg (99 lb)

### Roman Pool Inside Corner Stone C4708

Height: 380mm (15")  
 Outside base length: 415mm (16 1/4")  
 Weight: 90kg (198 lb)



# GARDEN & LANDSCAPE FOUNTAINS - POOL SURROUNDS



**Pebble Pool X435** (Shown with Neapolitan Small Double Fountain)

In response to numerous requests from clients, Haddonstone has introduced this sturdy pebble pool for digging into the ground, which can be used in conjunction with the following fountains:

- C172 Large Dolphin Fountain on S310S Support, see page 91
- C300 Lion Fountain on C305 Base, see page 91
- HC390 Water Nymph on A240 Plinth, see page 91
- C200 Eastwell Fountain on B350 Pedestal, see page 96
- HC510 Regency Fountain on HB330 Pedestal, see page 96
- C3650 Neapolitan Small Double Fountain (shown), see page 92
- C3700 Neapolitan Fountain, see page 92

This robust pebble pool is manufactured from 100% recycled plastic and can be used without formal raised pool surrounds.

For dimensions, please refer to the diagram. Pebbles not supplied.



## Pool Coping T770

As well as straight stones, inside and outside and 135° corner stones are available:

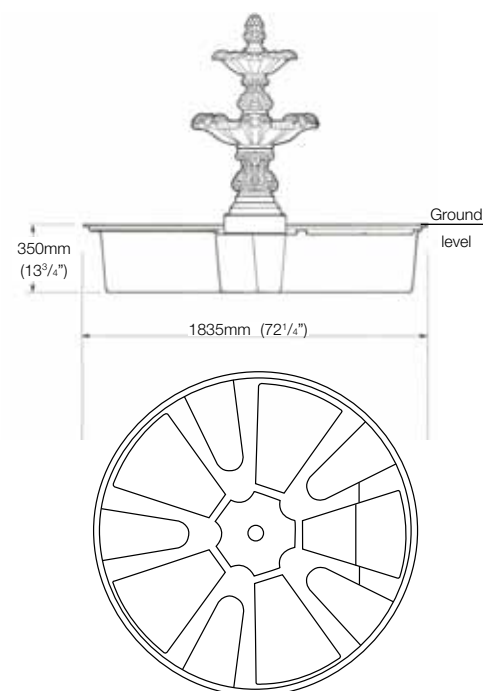
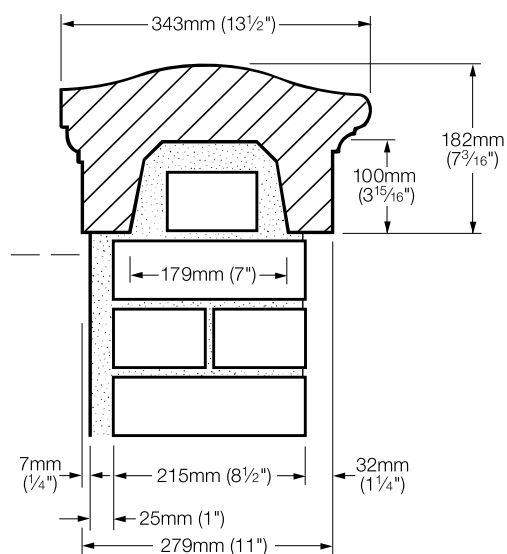
Weight: 63kg (139 lb) per 914mm (36")

Length: 914mm (36")

Inside and Outside Corner coping:

Size: 650mm x 650mm (25 1/2" x 25 1/2") overall

TS Tech Sheet No. P70



Please refer to our price list for details of fountains, pumps and plumbing.



## GARDEN & LANDSCAPE LIGHTING (UK only)

Haddonstone Ltd is able to offer lighting suitable for pool surrounds, fountains and gardens. The 12-volt system uses a transformer which can be submerged. As the transformer can be operated underwater, this enables long distances between the mains socket and the transformer to be bridged with conventional cables. Units can be connected to each transformer up to a maximum of 150 watts. A variety of other lighting effects and control systems are available. Please ask for details.

### Jubilee Pool Surround C4801

Inspired by a pool surround in Haddonstone's Jubilee Show Garden in Northamptonshire, this design is intended to provide a simple surround for smaller water features.

This design can sit on an existing terrace or patio as it requires no additional excavation. Illustrated with the C3750 Small Neapolitan Fountain centrepiece (see page 92).

Outside base diameter: 1470mm (57<sup>7</sup>/<sub>8</sub>"

Height: 215mm (8<sup>1</sup>/<sub>2</sub>"

Weight: 212kg (467 lb)

TS Tech Sheet No. P95



### Arcadian Half Pool Surround GC405

Includes pool liner and cable gland. (Surround supplied in 4 sections). For Green Man Wall Fountain GC500A, see page 114.

Width: 1470mm (58") Projection: 735mm (29") Weight: 118kg (259 lb)



### Lunaqua 10 (UK only)

A very versatile lighting system, which can be used either underwater or in a normal garden setting. The 50 watt spotlights are connected to the transformer via special plug-in connectors.

The spotlight is made of shockproof plastic with an integral swivel bracket allowing it to be turned through 180°, the angle of beam being 24°.



## GARDEN & LANDSCAPE FOUNTAINS - SELF CIRCULATING

Small Lagoon Fountain **HC380** (not illustrated)

Lagoon Fountain **HC383**

Large Lagoon Fountain **HC385** (not illustrated)

New to the Haddonstone Collection, these impressive self-circulating fountains would add style to either a private garden or a commercial project. These designs are also available as planters, see page 55.

	HC380	HC383	HC385
Height:	600mm (23 <sup>5</sup> / <sub>8</sub> "	600mm (23 <sup>5</sup> / <sub>8</sub> "	600mm (23 <sup>5</sup> / <sub>8</sub> "
Top width:	1220mm (48")	1570mm (61 <sup>3</sup> / <sub>4</sub> "	1775mm (69 <sup>7</sup> / <sub>8</sub> "
Weight:	535kg (1178 lb)	857kg (1888 lb)	1092kg (2405 lb)

Please note: HC385 will require mechanical lifting on site in all instances.



### Romanesque Fountain TLHC521

Adapted from the Romanesque Bowl (see page 29), this low-level fountain bowl can provide an attractive self-circulating water feature to decorate any small interior or exterior setting. Includes pump. Shown with Brass Rose Jet X270, included.

Diameter: 815mm (32")

Height: 348mm (13<sup>1</sup>/<sub>8</sub>"

Weight: 67kg (148 lb)

### Versailles Fountain HC800

The design for this self-circulating fountain was inspired by the fountains within the renowned Bosquet de la Colonnade at Versailles. Ideally suited for interior and exterior settings ranging from terraces and kitchen gardens to conservatories and hotel foyers. Includes pump and Brass Rose Jet X270.

Width of bowl: 913mm (36")

Overall width of base: 675mm (26<sup>1</sup>/<sub>2</sub>"

Height: 390mm (15<sup>3</sup>/<sub>8</sub>"

Weight: 185kg (407 lb)

**General Note:** Simple precautions should be taken to avoid frost damage to fountains. Water should be drained off before winter every year and not replaced until spring when any risk of hard frost has passed.





## Bayeux Fountain HC130

Inspired by Romanesque architecture, this robust self-circulating fountain features stylish leaf moulding around the fountain bowls. This design was created by Haddonstone to act as a focal point in a sheltered garden or conservatory. See page 111 for Bayeux Wall Fountain.

Includes pump.

Diameter of main bowl: 950mm (37<sup>3</sup>/<sub>8</sub>"

Diameter of base: 572mm (22<sup>1</sup>/<sub>2</sub>"

Overall height: 1525mm (60")

Weight: 222kg (489 lb)

Heaviest component: 147kg (323 lb)

Please note: will require mechanical lifting on site in all instances





## Andalos Fountain C100

The twelve-sided bowl displays an hexagonal Arabesque decoration, whilst the hexagonal base has a twelve-sided decoration. Rhythmical repetition of horseshoe arches suggests the fountain could have originated in a mosque complex. Includes pump. Jardiniere available, see page 44.

Width at rim: 725mm (28½")  
Width at base: 560mm (22")  
Height: 770mm (30¼")  
Weight: 171kg (377 lb)



## Bay Fountain HC185

The Bay Fountain is a new addition to the Haddonstone Collection. This stylish self-circulating fountain is ideal for enhancing a contemporary garden or landscape. Includes pump. Also available as a planter, see page 55.

Height: 400mm (15¾")  
Width at top: 1850mm (72⅞")  
Weight: 690kg (1520 lb)

## Gothic Fountain C251

Upper Base A350  
Lower Base A360

Illustrated as a freestanding fountain with optional Gothic Upper Base. It can also be supplied with an optional Lower Base. For diagram see Gothic Jardiniere on page 45. Supplied with offset cable hole unless specified. Includes pump.

Fountain width: 800mm (31½")  
Fountain height: 660mm (26")  
Fountain weight: 224kg (494 lb)

TS Tech Sheet No. F75





# GARDEN & LANDSCAPE FOUNTAINS - SELF CIRCULATING

## Eclipse Fountain GC230

Table-top fountain.  
Includes pump.

Height: 285mm (11¼")  
Diameter: 305mm (12")  
Weight: 26kg (57 lb)



## Crucible Fountain GC200

Includes pump.

Crucible planter also available,  
see page 52.

Height: 620mm (24⅜")  
Width: 500mm (19¾")  
Weight: 105kg (231 lb)



Original design concept: Alfresco Garden Furnishings



## Lotus Bud Fountain GC320 Includes pump.

Will need topping up regularly - not suitable for continuous unattended running. Large bowl requires mechanical lifting on site in all instances.

Height: 1600mm (63")  
Max diameter: 1125mm (44¼")  
Total weight: 582kg (1280 lb)  
Heaviest component: 267kg (587 lb)



## Arcadian Double Fountain GC300 Includes pump.

Will need topping up regularly - not suitable for continuous unattended running.

Height: 1155mm (45½")  
Max width: 845mm (33¼")  
Total weight: 170kg (374 lb)  
Heaviest component: 73kg (161 lb)



## GARDEN & LANDSCAPE FOUNTAINS - SELF CIRCULATING

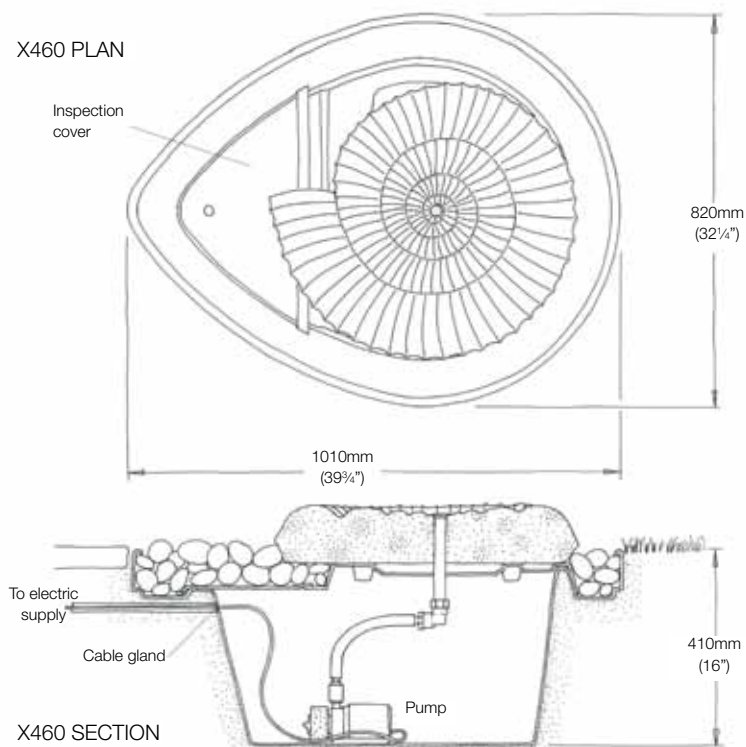
Haddonstone launched the Pebble Bowl concept to enable fountains to be positioned in places where excavation is not possible, or desirable - making Pebble Bowls ideal for patios or garden rooms.

Each Pebble Bowl is also available with an optional GC710C Pebble Bowl Support to raise the fountain off the ground, see below left.

Each fountain centrepiece is also available with a robust Pebble Pool, which requires excavation, as follows:

X465 Pebble Pool [650mm (25½") diameter, 305mm (12") depth] or X460/X461 Pebble Pool [ovoid 1010 x 820mm (39¾" x 32¼"), 410mm (16") depth]. See diagrams right, Ammonite Fountain GC101 shown.

The appropriate Pebble Pool is identified alongside each product description where relevant.



### Pebble Bowl Support GC710C

Shown with Lotus Flower Pebble Bowl Fountain, see page 109, (not included). Optional for all Arcadian Pebble Bowl Fountains.

Height: 210mm (8¼")  
Overall diameter: 420mm (16½")  
Weight: 39kg (86 lb)



### AquaStack Fountain GC191 (with 7 sections)

Includes pump and X465 Pebble Pool. Pebbles not supplied.

Height of stone: 380mm (15")  
Length of each section:  
315mm (12⅜")  
Total weight: 27kg (59 lb)

General Note: The innovative AquaStack system enables customers to build their own fountains by choosing the number of GC190A sections required - each being fitted over a central copper pipe at the preferred angle. GC190A height: 40mm (1⅞")



### AquaStack Pebble Bowl Fountain GC194 (with 12 sections)

Includes pump. For optional Pebble Bowl Support, see GC710C left.

Overall height: 650mm (25⅝")  
Bowl width: 720mm (28½")  
Total weight: 84kg (185 lb)  
Heaviest component: 42kg (93 lb)



## Ammonite Fountain GC101

Includes pump and X460 Pebble Pool. Pebbles not supplied.  
Not available as a Pebble Bowl Fountain.

Height of stone: 120mm (4<sup>3</sup>/<sub>4</sub>"")  
Width of stone: 625mm (24<sup>1</sup>/<sub>2</sub>"")  
Weight of stone: 53kg (116 lb)



## Lotus Flower Pebble Bowl Fountain GC143

Includes pump. For optional Pebble Bowl Support, see page 108.

Overall height: 315mm (12<sup>3</sup>/<sub>8</sub>"")  
Bowl width: 720mm (28<sup>1</sup>/<sub>2</sub>"")  
Total weight: 80kg (176 lb)  
Heaviest component: 42kg (93 lb)

## Lotus Flower Fountain GC141 (not illustrated)

Includes pump and X465 Pebble Pool.

Height of stone: 145mm (5<sup>3</sup>/<sub>4</sub>"")  
Width of stone: 500mm (19<sup>3</sup>/<sub>4</sub>"")  
Weight of stone: 32kg (70 lb)



## Spiral Egg Pebble Bowl Fountain GC123


Includes pump. For optional Pebble Bowl Support, see page 108.

Overall height: 670mm (26<sup>3</sup>/<sub>8</sub>"")  
Bowl width: 720mm (28<sup>1</sup>/<sub>2</sub>"")  
Total weight: 130kg (286 lb)  
Heaviest component: 80kg (176 lb)

## Spiral Egg Fountain GC121 (not illustrated)

Includes pump and X465 Pebble Pool.

Height of stone: 500mm (19<sup>3</sup>/<sub>4</sub>"")  
Max. width of stone: 380mm (15")  
Weight of stone: 80kg (176 lb)



## Ball Pebble Bowl Fountain GC163

Includes pump. For optional Pebble Bowl Support, see page 108.

Overall height: 525mm (20<sup>5</sup>/<sub>8</sub>"")  
Bowl width: 720mm (28<sup>1</sup>/<sub>2</sub>"")  
Total weight: 97kg (214 lb)  
Heaviest component: 47kg (104 lb)

## Ball Fountain GC161 (not illustrated)

Includes pump and X465 Pebble Pool.

Diameter of stone: 355mm (14")  
Weight of stone: 47kg (104 lb)



## GARDEN & LANDSCAPE FOUNTAINS - SELF CIRCULATING

### Triple Ball Fountain GC162

Includes pump, plumbing and X461 Pebble Pool. Glass beads not supplied. Not available as a Pebble Bowl Fountain.

Max height of stone: 355mm (14")  
Total weight: 124kg (273 lb)  
Heaviest component: 47kg (104 lb)



### Ring Maze Fountain GC181

Includes pump and X465 Pebble Pool. Pebbles not supplied.

Height of stone: 80mm (3 1/8")  
Max. width of stone: 540mm (21 1/4")  
Weight of stone: 27kg (59 lb)

### Ring Maze Pebble Bowl Fountain GC183 (not illustrated)

Includes pump. For optional Pebble Bowl Support, see page 108.

Overall height: 230mm (9")  
Bowl width: 720mm (28 1/2")  
Total weight: 76kg (167 lb)  
Heaviest component: 42kg (93 lb)



### Spiral Tower Pebble Bowl Fountain GC157

Includes pump. For optional Pebble Bowl Support, see page 108.

Overall height: 870mm (34 1/4")  
Bowl width: 720mm (28 1/2")  
Total weight: 104kg (229 lb)  
Heaviest component: 62kg (137 lb)

### Spiral Tower Fountain GC156 (not illustrated)

Inc. pump and X460 Pebble Pool.

Height of stone: 800mm (31 1/2")  
Base width of stone: 200mm (7 7/8")  
Overall width of stone: 250mm (9 7/8")  
Weight of stone: 62kg (137 lb)



### Arcadian Single Fountain GC131

Includes pump and X460 Pebble Pool. Pebbles not supplied. Not available as a Pebble Bowl Fountain.

Height of stone: 470mm (18 1/2")  
Max width of stone: 457mm (18")  
Weight of stone: 27kg (59lb)



## GARDEN & LANDSCAPE FOUNTAINS - WALL

### Haddonstone Wall Fountain HC270

A delightful wall fountain, of neoclassical design. The bowl is supported by a tapered, fluted pedestal with a spiralling ribbon design. Ideal as a wall decoration on a terrace or in a conservatory or hotel foyer. This design can be installed on most existing walls. Includes pump.

Height: 1650mm (65")  
Shell projection: 410mm (16 $\frac{1}{8}$ "")  
Width overall: 720mm (28 $\frac{1}{4}$ "")  
Weight: 126kg (278 lb)

(Registered Design No. 2046016)

TS Tech Sheet No. F60



### Haddonstone Wall Fountain HC271

This delightful wall fountain is a variation on the HC270, see above. It has been designed to allow for face fixing to most existing walls via an ingenious combination of concealed dowels and a wrought iron strap. Includes pump.

Height: 1065mm (42")  
Shell projection: 410mm (16 $\frac{1}{8}$ "")  
Width overall: 720mm (28 $\frac{1}{4}$ "")  
Weight: 95kg (209 lb)

TS Tech Sheet No. F61

### Bayeux Wall Fountain HC135

A self-circulating, wall mounted version of the Bayeux Fountain (see page 105).

Includes pump

Projection from wall: 480mm (18 $\frac{7}{8}$ "")  
Width of bowl: 950mm (37 $\frac{3}{8}$ "")  
Width of base: 572mm (22 $\frac{1}{2}$ "")  
Overall height: 1525mm (60")  
Weight: 134kg (295 lb)  
Heaviest component: 48kg (106 lb)



## GARDEN & LANDSCAPE FOUNTAINS - WALL

### Shell Wall Fountain HC540

A beautiful formalised, scalloped shell forms the bowl of this wall fountain, supported by a boldly voluted console. Illustration shows Shell Wall Fountain HC540 and Console HC550 with Dolphin C170 and Console C160.

Width: 760mm (30")  
Shell projection: 650mm (25½")  
Height of shell and console: 785mm (31")  
Weight: 165kg (363 lb)

Please note that a 215 mm (8½") minimum wall thickness is required for this ensemble. Coping details available on request.

Recommended pump: X220

TS Tech Sheet No. F10 & F11



### Grotesque Mask E340 Grotesque Wall Fountain C260 (Not illustrated)

A vigorous comic mask.  
Height: 265mm (10½")  
Width: 230mm (9")  
Weight: 8kg (17 lb)

Recommended pump: X210



### Lion Wall Fountain C310 Lion Wall Mask E470 (Not illustrated)

A handsome lion mask mounted on a square stone. Designed to be built into a wall.

Height of stone: 290mm (11½")  
Width of stone: 290mm (11½")  
Height of mask: 315mm (12½")  
Weight: 15kg (33 lb)

Recommended pump: X210

TS Tech Sheet No. F40 & M59

Also available: Large Lion Mask HE475. Height: 1000mm (39¾"), Weight: 570kg (1255 lb)



### Large Lion Wall Fountain C315

Designed by Haddonstone in the style of the antique, this robust wall fountain features a lion with a flowing mane.

Width: 452mm (17¾")  
Depth: 170mm (6¾")  
Weight: 24kg (53 lb)

Recommended pump: X220



### Wood Nymph Wall Fountain C320

Mounted on a square stone, this charming new wall fountain is designed to be built into a wall. As shown, it also provides an alternative to the Lion Wall Fountain when used in conjunction with the C531 Dauphin Fountain.

Width of stone: 295mm (11⅝")  
Height of stone: 295mm (11⅝")  
Width of mask 320mm (12½")  
Height of mask: 480mm (19")  
Weight: 24kg (52 lb)

Recommended pump: X210



## Dauphin Fountain C530

Designed in the continental style, this attractive self circulating fountain features a handsome lion mask together with bold scroll details. The half octagonal pool conceals a glass fibre liner. Includes pump. Shown with Swagged Roundel (page 186), Ionian Jardinières (page 40) and Copings, Strings and Bosses (page 112).

Width: 1180mm (46½")  
Depth: 700mm (27½")  
Height: 1460mm (57½")  
Weight: 430kg (947 lb)

TS Tech Sheet No. F65

## Dauphin Fountain C531 (Not illustrated)

Incorporating the charming Wood Nymph Wall Fountain, see page 112.





## GARDEN & LANDSCAPE FOUNTAINS - WALL

### Gecko Bowl Fountain GC531

Incorporating GC750 Bowl & pump.

Height overall: 595mm (23 1/2")  
Stone width overall: 350mm (13 3/4")  
Total weight: 29kg (64 lb)  
Heaviest component: 21kg (46 lb)

### Gecko Wall Fountain GC530A

Stone only. Recom. pump: X190.

Height overall: 345mm (13 5/8")  
Width at top: 270mm (10 5/8")  
Weight: 7kg (15 lb)



### Green Woman Bowl Fountain GC541

Incorporating GC755 Bowl.  
Includes pump.

Height overall: 750mm (29 1/2")  
Bowl width: 480mm (18 7/8")  
Total weight: 54kg (119 lb)  
Heaviest component: 34kg (75 lb)

### Green Woman Wall Fountain GC540A

Stone only. Recom. pump: X206.

Diameter: 400mm (15 3/4")  
Thickness: 100mm (3 7/8")  
Weight: 17kg (37 lb)

Registered Design No: 2104236



### Tree Frog Bowl Fountain GC551

Incorporating GC755 Bowl.  
Includes pump.

Height overall: 750mm (29 1/2")  
Bowl width: 480mm (18 7/8")  
Total weight: 54kg (119 lb)  
Heaviest component: 34kg (75 lb)

### Tree Frog Wall Fountain GC550A

Stone only. Recom. pump: X206.

Diameter: 400mm (15 3/4")  
Thickness: 100mm (3 7/8")  
Weight: 17kg (37 lb)



### Medusa Bowl Fountain GC521

Incorporating GC750 Bowl, see  
above. Includes pump.

Height overall: 595mm (23 1/2")  
Stone width overall:  
350mm (13 3/4")  
Total weight: 29kg (64 lb)  
Heaviest component: 21kg (46 lb)

### Medusa Wall Fountain GC520A

Stone only. Recom. pump: X190.

Height overall: 345mm (13 5/8")  
Width at top: 270mm (10 5/8")  
Weight: 7kg (15 lb)



### Green Man Bowl Fountain GC501

Incorporating GC750 Bowl, see  
above. Includes pump.

Height overall: 560mm (22")  
Stone width overall:  
350mm (13 3/4")  
Total weight: 28kg (62 lb)  
Heaviest component: 21kg (46 lb)

### Green Man Wall Fountain GC500A

Stone only. Recom. pump: X190.

Width of stone: 220mm (8 3/4")  
Height of stone: 280mm (11")  
Weight of stone: 5kg (11 lb)





**HADDONSTONE**

Haddonstone Ltd,  
The Forge House, East Haddon, Northampton NN6 8DB, England.  
Telephone: 01604 770711 Fax: 01604 770027 info@haddonstone.co.uk

Haddonstone (USA) Ltd,  
Telephone: 856 931 7011 Fax: 856 931 0040 info@haddonstone.com

Haddonstone (USA) Ltd,  
32207 United Avenue, Pueblo, CO 81001, USA.  
Telephone: 719 948 4554 Fax: 719 948 4285 stone@haddonstone.com

[www.haddonstone.com](http://www.haddonstone.com)